


## Remote Learning

Remember to read your book every day for at least 20 minutes, and practice and recall your times tables daily.

Recording of work. If you have your Exercise books at home, please record the suggested activities in these. If you do not, please record on paper or on MS Word. Don't forget to email completed work to your class teacher, via [slt@hardwicke.gloucs.sch.uk](mailto:slt@hardwicke.gloucs.sch.uk)

	<b>Week beginning: 4.1.21</b>
Maths	<p>This week we will begin looking at fractions. Here is a link that will help you in your learning <a href="https://classroom.thenational.academy/lessons/to-recognise-identify-and-describe-unit-fractions-ccwpce">https://classroom.thenational.academy/lessons/to-recognise-identify-and-describe-unit-fractions-ccwpce</a></p> <p>Scroll to the bottom of the document to see the questions we will be answering in lessons.</p>
Guided Reading	<p>We will arrange for your copy of the Guided Reading book to be collected/sent home.</p> <p><b>3MR – The Abominables by Eva Ibbotson. Please read chapter 1 and answer the following questions.</b></p> <p><b>1. When is this story set?</b> <i>This story is set...</i></p> <p><b>2. Who are the main characters?</b> <i>The main characters are...</i></p> <p><b>3. Where are the characters?</b> <i>The characters are...</i></p> <p><b>4. Why are the characters there?</b> <i>The characters are... because...</i></p> <p><b>5. What did Agatha's father say when people asked him what had happened to his daughter? Why?</b> <i>Agatha's father told people that Agatha... because...</i></p> <p><b>6. Why, when Agatha saw the yeti's teeth, did she understand that the yeti wouldn't eat her?</b></p> 

*Agatha knew the yeti wouldn't eat her when she saw its teeth because...*

**7. Why did people never find yetis when they were tracking them?**

*People never found yetis when they tracked them because...*

**8. Why do you think the yeti has taken Agatha to see the babies?**

*I think the yeti has taken Agatha to see the babies because...*

**The Abominables by Eva Ibbotson. Please read chapter 2 and have a go at writing 3 or more questions of your own for this chapter.**

### **3W**

**Read pages 1-4 of The Iron Man and answer the following questions:**

1. Why is the Iron Man compared to a house? (p.1)

*The Iron Man is compared to a house because ...*

2. What does the author mean by saying the Iron Man was "on the very brink"? (p.1)

*"On the very brink" means ...*

3. Why do you think the Iron Man hasn't seen the sea before? (p.2)

*I think the Iron Man hasn't seen the sea before because ...*

4. Why did the Iron Man sway? (p.2)

*The Iron Man was swaying because ... Swaying means ...*

5. What does the author mean when he says the sea was "chewing away at the edge of the rocky beach"? (p.3)

The author describes the sea as 'chewing' because ...

**Read pages 5-8 of The Iron Man and answer the following questions:**

1. Why did the author use the verb 'jabbed' instead of 'touched'? (p.5)

The verb 'jabbed' suggests ...

2. Why was the hand unable to save the arm? (p.5)

The hand was unable to save the arm because ...

3. Why did the author describe one of the hands as being 'blind'? (p.6)

The author described one of the hands as being 'blind' because ...

4. What adjective is used to describe the size of the Iron Man? (p.7)

The Iron Man is described as being ... This suggests ...

5. What did the author mean by "the sea had stolen his ear"?

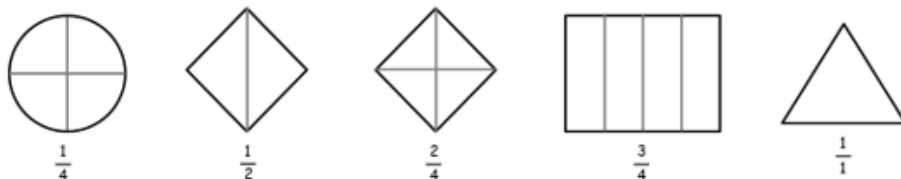
By saying "the sea has stolen his ear" the author is suggesting ...

6. What do you think could happen next?

Spelling	<p>Prefixes – see below</p> <div> <p>Use one of our No Nonsense Spelling strategies to help you rehearse and remember this week's words. Use our school website if you need help remembering them:</p> <p><a href="https://hardwicke-parochial.eschools.co.uk/web/english/501701">https://hardwicke-parochial.eschools.co.uk/web/english/501701</a></p> </div>
Grammar	The present perfect tense
Writing	<p>Lesson 1 – WALT Identify the features of Traditional Tales</p> <p>Read / watch some traditional tales e.g Little Red Riding Hood, The Three Little Pigs, Jack and the Beanstalk – pick out similar features</p> <p>Lesson 2 – WALT Recognise the present perfect tense</p> <p><a href="https://www.theschoolrun.com/what-are-the-present-perfect-and-the-past-perfect">https://www.theschoolrun.com/what-are-the-present-perfect-and-the-past-perfect</a></p> <p>Lesson 3 – WALT Write sentences in the present perfect tense</p> <p><a href="https://www.theschoolrun.com/what-are-the-present-perfect-and-the-past-perfect">https://www.theschoolrun.com/what-are-the-present-perfect-and-the-past-perfect</a></p> <p>Lesson 4 – WALT Use causal conjunctions</p> <p><a href="https://www.cjsdorset.org/wp-content/uploads/2020/04/Document-4-Casual-Conjunctions-PowerPoint.pdf">https://www.cjsdorset.org/wp-content/uploads/2020/04/Document-4-Casual-Conjunctions-PowerPoint.pdf</a></p>
Science	
Topic	
PSHCE	

5.1.21	How am I doing?		
<b>Fractions</b>		Teacher	Me
KITE - Recognise and represent unit fractions	Do it		
	Stretch it		
	Solve it		

### Do it



### Stretch it

Use each diagram to represent

$$\frac{1}{3}$$

in several ways.



### Solve it

How many different ways can you represent  $\frac{2}{4}$  of this shape?



What about these shapes?




6.1.21	How am I doing?		
<b>Fractions</b>		Teacher	Me
KITE - Recognise and represent unit fractions	Do it		
	Stretch it		
	Solve it		

**Do it**

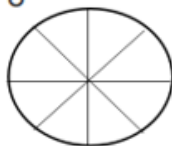
$$\frac{1}{2}$$



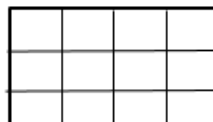
$$\frac{1}{4}$$



$$\frac{1}{8}$$



$$\frac{1}{3}$$



$$\frac{1}{5}$$



**Stretch it**

Colin thinks that he has represented one third.



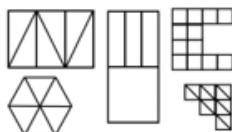
Explain why he is incorrect.

**Solve it**

Use each diagram to represent

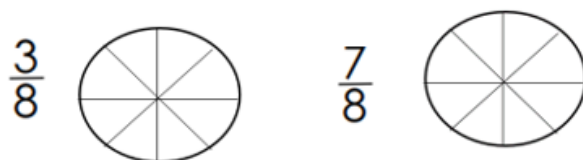
$$\frac{1}{6}$$

in several ways.



7.1.21	How am I doing?		
Fractions		Teacher	Me
KITE - Recognise and represent non unit fractions	Do it		
	Stretch it		
	Solve it		

### Do it



### Stretch it

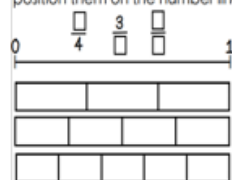
Colin thinks that he has represented  $\frac{2}{5}$



Explain why he is incorrect.

### Solve it

Choose from the digits 1 to 5 to complete the fractions and position them on the number line



8.1.21	How am I doing?		
Fractions		Teacher	Me
KITE - Compare two fractions which have the same denominator	Do it		
	Stretch it		
	Solve it		

### Do it

Insert < or > to make these true.

$$\frac{2}{4} \bigcirc \frac{1}{4} \quad \frac{1}{5} \bigcirc \frac{4}{5}$$

$$\frac{1}{3} \bigcirc \frac{2}{3} \quad \frac{3}{8} \bigcirc \frac{7}{8}$$

### Stretch it

Colin thinks that:

$$\frac{3}{5} < \frac{1}{5}$$

Explain why he is incorrect.

### Solve it

Complete the statements:

$$\frac{\square}{9} < \frac{8}{\square}$$

$$\frac{\square}{\square} > \frac{\square}{\square}$$

$$\frac{\square}{\square} < \frac{\square}{3}$$

Solve them in several ways.  
Solve all the statements together using the digits 1, 2, 3, 4, 5, 6, 7, 8, 9 once

## Spellings – matching prefixes with their root words

1. Can you join the root words to the prefixes that can complete them to make a valid word?

	take	
	act	
Mis-	appear	Re-
	play	De-
Over-	place	
	order	Dis-
	tract	

*Can you write a definition for any of these words?*



Lesson 1 – WALT Identify the features of a traditional tale

Highlight the features in the story in different colours. Use the table below to make a key.

## Little Red Riding Hood

Little Red Riding Hood lived in a wood with her mother. One day Little Red Riding Hood went to visit her granny. She had a nice cake in her basket.

On her way Little Red Riding Hood met a wolf.

'Hello!' said the wolf. 'Where are you going?'

'I'm going to see my grandmother. She lives in a house behind those trees.'

The wolf ran to Granny's house and ate Granny up. He got into Granny's bed.

A little later, Little Red Riding Hood reached the house. She looked at the wolf.

'Granny, what big eyes you have!  
the better to see you with!' said the wolf.

'Granny, what big ears you have!  
the better to hear you with!' said the wolf.

'Granny, what a big nose you have!  
the better to smell you with!' said the wolf.

'Granny, what big teeth you have!  
'All the better to eat you with!' shouted the wolf.

A woodcutter was in the wood. He heard a loud scream and ran to the house.

The woodcutter hit the wolf over the head. The wolf opened his mouth wide and shouted and Granny jumped out.

The wolf ran away and Little Red Riding Hood never saw the wolf again.



'All

'All

'All

<i>Feature</i>	<i>Colour</i>
<i>Animal characters</i>	
<i>Character names that describe them</i>	
<i>Countryside or forest setting</i>	
<i>Repeated phrase</i>	
<i>Happy ending</i>	

## Lesson 2 – WALT Recognise the present perfect tense

1. Write the present form of 'to have' with each subject:

I \_\_\_\_\_

You \_\_\_\_\_

They \_\_\_\_\_

We \_\_\_\_\_

She \_\_\_\_\_

He \_\_\_\_\_

It \_\_\_\_\_

2. Change these verbs from the present to the past participle:

Laugh → \_\_\_\_\_

Lift → \_\_\_\_\_

Pull → \_\_\_\_\_

Run → \_\_\_\_\_

Bake → \_\_\_\_\_

3. Tick the sentences written in the present perfect tense.

Highlight the subject in \_\_, the verb 'have' in \_\_ and the past participle in \_\_.

I have danced since I was 5 years old.

I walked to town yesterday.

He has eaten all of the chocolate cake.

They have laughed the whole journey to the farm.

We have had the same car for 6 years.

4. Highlight the sentences that are written in the present perfect tense, check your 'ingredients' if you are unsure!

I think I have had a very interesting life. I'm 31 now and don't work anymore. I worked for Grandma for 4 years. I live in the woods; I have lived here for the last 20 years! To be precise, I have lived here since 1995.

I have been to so many forests that I can't remember the names of all of them. I have been to the Enchanted Forest five times and Fairy Forest three times.

I have never been on television, but I have had a book written about me! The author made me out to be some sort of evil monster, which isn't kind!

Although I used to be a fan of meat, I have been a vegetarian for the last couple of years. Since making this change I have eaten some delicious fruits and vegetables. Last week I visited my friend's house and he cooked me a soup, this was the first time I have eaten broccoli!

This week I have been pretty productive. I have washed my clothes and I have also cleaned my whole house. I just have one job left to do which is to check up on Grandma in her cottage...

## Ingredients for the present perfect tense

### 1. Subject

I

You

They

We

She

He

It

### 2. Present form of 'have'

have

has

### 3. Verb (past participle)

Usually +ed

walked

talked

baked

hiked



Lesson 3 – WALT Write sentences in the present perfect tense

1. Write sentences in the present perfect tense using the following verbs:

Dance \_\_\_\_\_

\_\_\_\_\_

Cook \_\_\_\_\_

\_\_\_\_\_

Live \_\_\_\_\_

\_\_\_\_\_

Walk \_\_\_\_\_

\_\_\_\_\_

2. Write your own sentences in the present perfect tense. Make them even better by using a range of adjectives and vocabulary!

WALT Use causal conjunctions

Match a clause with a causal conjunction then finish the sentence yourself.

as a result of

because

consequently

due to the  
fact that

for this reason

therefore

even though

since

now that

hence

so

everyone likes  
the new teacher

Mum was late  
for work

the car needs  
a clean

I am  
desperately  
hungry

it is very  
hot today

the grass is  
very dry

we are going for  
a swim

I can go on the  
fastest rides

our teacher  
is not in  
school today

I don't have  
any trainers

my brother is  
still in bed